

The Government has announced (<https://www.parliament.uk/business/publications/written-questions-answers-statements/written-statement/Commons/2020-03-23/HCWS176/>) that it will not publish any school or college level educational performance data based on tests, assessments or exams for 2020, and has outlined [accountability arrangements \(https://www.gov.uk/government/news/teacher-assessed-grades-for-students\)](https://www.gov.uk/government/news/teacher-assessed-grades-for-students) for 2020/21. Further information on what this means for the way school and college accountability will operate for 2019/20 and for 2020/21 can be found [here. \(https://www.gov.uk/government/publications/coronavirus-covid-19-school-and-college-performance-measures\)](https://www.gov.uk/government/publications/coronavirus-covid-19-school-and-college-performance-measures)

Pillowell Community Primary School (URN: 115554)

Key stage 2 three year average

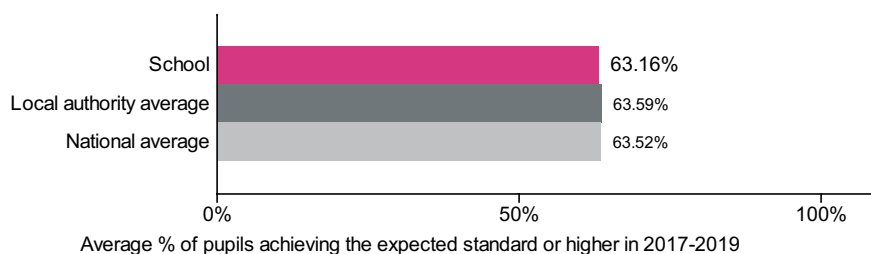
This is revised data for 2018/19.

Percentage of pupils achieving expected standard in reading, writing and maths, 2017-2019

Number of pupils in 2017 = 13

Number of pupils in 2018 = 11

Number of pupils in 2019 = 14




Percentage of pupils achieving higher standard in reading, writing and maths, 2017-2019

Number of pupils in 2017 = 13

Number of pupils in 2018 = 11

Number of pupils in 2019 = 14



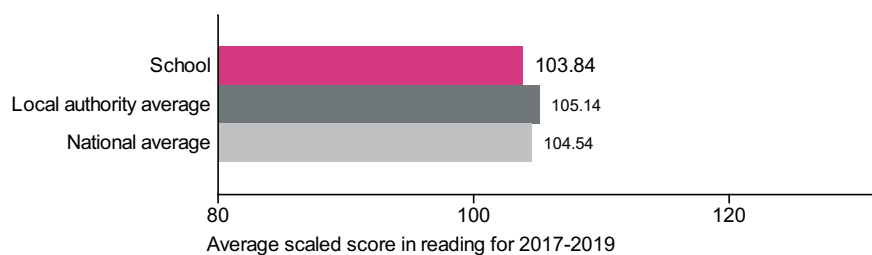
Average scaled score in:

Reading, 2017-2019

Number of pupils in 2017 = 13

Number of pupils in 2018 = 11

Number of pupils in 2019 = 14



Maths, 2017-2019

Number of pupils in 2017 = 13

Number of pupils in 2018 = 11

Number of pupils in 2019 = 14

